

Jacques Jake Chénier



Song and Activity Guide for Teachers and Parents

A compilation of songs collected from
Dancing With The Dinosaurs, Pizza Paradise
and Walking In The Sun

CONTENTS

A Personal Note.....	1
Biography.....	2
Listening Guide.....	3
Dinosaurs.....	4
Elevator Fun.....	6
Ghost In The House.....	8
Hey Mister Ice Cream Man.....	10
I Can Hear The Train.....	12
Just A Piece Of Garbage.....	14
Lobster Twist.....	16
Monkey See, Monkey Do.....	18
Pizza Paradise.....	20
You're Different Just Like Everybody Else.....	22
Walking In The Sun.....	24
World World World.....	26
World Map.....	28
Dancing With The Dinosaurs coloring page.....	29
Walking In The Sun coloring page.....	30
Recordings.....	31

j A Personal Note

The songs included in this guide are a reflection of many personal experiences from everyday life to world travels combined with a sometimes overactive imagination! This is a collection of some of my favorite pieces which I have shared with children and families in schools, festivals and concerts in the last few years. I've included a variety of subjects including environmental issues, the earth's creatures, personal self-worth and a few good dance numbers.

I hope you have as much fun with these songs and activities as I had in writing and creating them. Just remember these are only guidelines and a springboard for your own creativity. Please feel free to use your imagination and expand on what you may find on these pages. The sky's not the limit...reach for the stars!

Song & Activity Guide

Created by Jacques Jake Chénier

with the assistance of Roberta Wiebe, Daryl Reimer,
Carole Freynet-Gagné, Natalie Labossière, Danielle Dumesnil,
Lynne Guertin, Marguerite Dumesnil and Jay Jorowski.

Cover photograph by Andrew Sikorsky

Limited Edition - January, 2000

© Copyright 2000 j Sand Castle Music. All rights reserved.

Permission is given to photocopy the lyrics and activities for classroom distribution. Otherwise, no part of the publication may be reproduced in any form or by any means, electronic or mechanical, including photocopy, audio/video recording or any other information or retrieval system, without permission in writing from the publisher.

P.O. Box 47025
RPO Marion
Winnipeg, Manitoba
Canada R2H 3G9
jchenier@escape.ca
Fax: (204) 772-2330





Jacques Jake Chénier

Jake's wide variety of musical and cultural experiences, from his French-Canadian heritage to his travels in Asia, the Caribbean and Latin America are evident in his lively performances making him recognizable as one of Manitoba's finest family performers. Whether he is performing in English or in French, Jake's multi-cultural experiences bring an added depth to his exceptional musicianship and winning performance style.

He's met a monkey, climbed an active volcano — twice!— and swam in the sea with a rainbow of fish. Jake's adventures in Europe, Mexico, Guatemala, Belize and Thailand have blossomed into many catchy sing-a-long tunes for the whole family.

Jake Chénier has independently released four recordings - Dancing With The Dinosaurs, Pizza Paradise, Content d'être moi (greatest hits in french) and Walking in the Sun. These recordings capture Jake's infectious musical style in an eclectic mix of original bluegrass, folk, reggae, rap, calypso, Cajun and good old rock 'n roll.

Walking In The Sun, Jake's fourth recording, received a Canadian Juno Award nomination and also contains the John Lennon Songwriting Contest Grand Prize winning song "Buzz Buzzity Buzz".

Dedicated to the educational entertainment of children, Jake has been warmly received in over 500 schools, fairs and festivals across Canada, North and South Dakota and Florida. Jake's multimedia planetarium show **Dancing With The Dinosaurs** has garnered rave reviews and has a tentative distribution in Canada and the United States.

Jake's spirited concerts encourage children of all ages to join in the fun, combining sing-along and action songs with on stage participation, juggling and storytelling.



Listening Guide

You can apply these ideas to all the songs in this activity book.

1. What's your favorite part of the song?
2. List the instruments you hear in each song.
3. Listen for sound effects. Can you identify them?
4. Can you hear other voices besides Jake's? Whose voices could they be?
5. What kind of mood or atmosphere does the song create?
6. Can you identify the style of music in the song?
7. Songs are sometimes written like poems. Can you find words that rhyme?
8. What is the rhyming pattern in the song? ABAB or AABB, etc.

Look for this symbol j on the activity pages to guide you into more listening fun.

Dinosaurs

by Jacques Jake Chénier

I was buried beneath the ground a long, long time ago
Until man he came along and dug me up to show
That long before he walked upon this planet we call earth
There were...(chorus)

Chorus: D-I-N-O-S-A-U-R-S, dinosaurs (repeat)

Me, myself I was kind of tall
I liked to munch on trees
I'd stand upon my two back legs and nibble on the leaves
But that was a long, long, long, long, long, long, long time ago
When there were...(chorus)

You may have heard about us on the radio
We used to have our very own Sunday TV show
But that was millions of years ago
We're not around any more
But there were...(chorus)

You know I've never really seen a dinosaur
But can you imagine if they were still alive

I'd take a walk to get ice cream at the corner store
And there standing on the sidewalk
Would be a great big dinosaur
I'd probably have to share my ice cream
And maybe buy him more
But that's OK with me Mister Dinosaur (chorus)

Dinosaurs

by Jake Chénier

Activities

1. Create A Dinosaur

Model your favorite dinosaur using modeling clay or playdough to create your own original design. Use recycled items (styrofoam, bottle caps, egg cartons, etc.) to make the feet, toes, teeth, etc. Give your dinosaur a name.

2. Dinosaur Collections

Bring your collection of dinosaurs to class. Separate them into three different categories: herbivores, carnivores and omnivores. You can then organize them into other categories including size and color.

3. Research

Research the period in which different species lived and discuss why they may have disappeared. Make a list of other animals which have become extinct or are presently endangered. Discuss how we can help keep them from becoming extinct.

4. Draw

Imagine what the world would be like today if dinosaurs were still alive!
Draw a picture.

5. Create A Game Board.

It can be simple or complex. Materials needed include paper, colored pencils and dice. Draw a path on one large piece of paper or cardboard. Divide the path into small squares where each roll of the dice could land you. Print the directions on each square guiding the players to move forward or backward. Example: "Your dinosaur is caught in a crevasse - lose a turn" or "Your dinosaur has just sunk to the bottom of a tar pit - go back to start." or "Lush jungle with lots of food - advance 2 squares".

6. Scrambled Dinosaurs

Put the letters into the correct order to spell the hidden dinosaurs names.

- a) UTSYAUOSNARN b) GOTUSRAUSS c) LOKYNASAUUS d) PITOSTERARC
e) TOPASAUUSA f) SUHPOLORUASARAP

Elevator Fun

by Jacques Jake Chénier

1,2,3,4,5,6,7, going up and down in an elevator
7,6,5,4,3,2,1, let's have a little bit of elevator fun

First floor, nothing more than lots of fancy writing
Lipstick, perfume, nothing too exciting
Everything looks like it costs too much
I don't think I want to get off

One more up, the next one's two
You can find yourself in the middle of a zoo
A chimpanzee and a kangaroo
Maybe they'll even come with you (chorus)

One more up and the next one's three
This is where I realize there isn't just me
24 people by the elevator door
All want to go to the very next floor

Fourth floor, nothing more than washers and dryers
Chocolate covered pickles and a bunch of rubber tires
Two scarecrows and a sponge canoe (chorus)

Floor number five, I'm still alive
I don't believe it, what a ride
Too many people from here to the door
Looks like I'm going up one more

Sixth floor, let's explore
Sporting goods and so much more
Baseball, ping pong, what a score
Hey isn't that a dinosaur? (chorus)

Floor number seven, we've made it to the top
Book shop, toy shop, lollipop
Don't forget it's the very last stop
You'll be going down if you don't get off (chorus)

Elevator Fun

by Jacques Jake Chenier

Activities

1. Chorus Actions

Learn the song and sing the chorus while doing these actions.

1,2,3,4,5,6,7 - place hand over hand in an upwards motion while counting. You can make it even more challenging if you slowly stand up while you're doing the actions.

7,6,5,4,3,2,1 - place hand over hand in a downwards motion while counting backwards

2. What's For Sale?

Create your own multi-level department store or tall building.

What would you find on each floor?

3. Let's Count

Choose four languages. Write and count to seven forwards and backwards in each language.

4. What A Crowd!

Put a hoola hoop on the floor (you can use a rope or anything else which can be formed into a closed shape) and see how many people can fit inside without stepping out. Now that's a crowded elevator!

5. Instruments In This Song

Acoustic guitar, electric guitar, synthesizer keyboard (squeeze box sound), bass guitar and drums.

♪ This song has a Cajun beat similar to the style of music found in Louisiana, USA. Can you recognize the sound of the squeeze box?

Ghost In The House

by Jacques Jake Chénier

I don't believe in ghosts
At least I've never seen one
There may be spirits floating around
But they don't talk to me
And sometimes if I goof
At something that I've done
I often say "It wasn't me, the ghost is on the run"

Chorus: There's a ghost in the house
There's a ghost in the house
There's a ghost in the house
At least that's what I told my Mom and Dad

It all got started late one night
When I snuck down to the kitchen
There on the table a chocolate cake
Mom just finished baking
I took a piece and crept upstairs
And slipped into my bed
In the morning Mom said
"Who took a piece?"
And this is what I said (chorus)

Playing in the yard when the rain began to pour
It dampened all our spirits
So we made for the door
We muddied up the floor
And Mom said "Who's to blame?"
I said "It must have been a ghost.
But I don't know his name" (chorus)

Every year I get dressed up go out on Halloween
Wear a costume, paint my face, no one knows it's me
A Teenage Mutant Ninja Turtle
A gallon to paint me green
There was green in the sink, on the fridge and the walls
But Mom it wasn't me (chorus)

Ghost In The House

by Jake Chénier

Activities

1. There's A Ghost!

Here's a little trick to have fun with ghosts. Draw a ghost on a piece of black paper. Cut it out, including the eyes and mouth. Glue the black ghost on a white piece of paper. Fix your eyes on the ghost while counting to forty. Now turn your head towards another wall. You will see an apparition...a white ghost which will slowly move across the room. Watch it until it disappears then close your eyes and it will reappear long enough to say goodbye! 1

2. Draw

Make a list of all the things you would like to blame on a ghost. Draw a ghost doing those things.

3. The Missing Object

Everybody gets a piece of paper and a pen. A table is set up with 5 items. Memorize the items. Everyone puts their heads on their desks until the teacher removes and hides one item. Write down the missing object. Those who get it right mark a checkmark by their answer and carry on to the next part of the game. The number of items are increased by one every time with one different item being removed and then returned on every round. Carry on until no one guesses the missing object. How many items will it take to confuse your memory. 7, 10, 15...more?

4. Did It Really Disappear?

Name an item you sometimes misplace. Example: Keys, brush, glasses, homework...etc. Pick one spot where you will always place the item when it is not with you. See how long you can go without losing it again.



5. ?????

You don't need to write this answer down. Keep it to yourself.

Has anyone ever taken anything from you? How did you feel? Have you ever taken anything that wasn't yours? How did you feel? How do you think the true owner felt? How would you change things if you could go back in time? If you were a ghost, what would you do to make life nice for someone?

j List all the different sound effects you hear in this song.

Hey Mister Ice Cream Man

by Jacques Jake Chénier

Chorus: Hey mister ice cream man
Build me a cone if you can
Well make it nine scoops high
So it can touch the sky
Hey mister ice cream man

Oh what a hot, hot day
There's got to be a better way to cool down
Do me a favor and throw on a flavor
On top of a cool sundae (chorus)

Just Like a dog that needs his bone
On days like this I need my ice cream cone
I've hurt my feet walking in this heat
And I won't stop till I get that cone (chorus)

When I grow up I'm gonna have a business of my own
I may sell lemonade and maybe Koolaid
But you bet I'll sell ice cream cones
Oh I would never survive
Without that necessity of life
I need that soft and creamy
So smooth and dreamy
Ice cream to keep me alive (chorus)

Hey Mister Ice Cream Man

by Jake Chenier

Activities

1. Chorus Actions

Learn the song and sing the chorus while doing these movements.

Hey Mister Ice Cream Man - one hand waving

Build me a cone if you can - pretend to hold a cone in your other hand sing and lick

Well make it nine scoops high - hand over hand going higher and higher in front of you


So it can touch the sky - spread your hands apart high in the air making an arc

Hey Mister Ice Cream Man - one hand waving

Create your own actions for the verses

2. Flavor Graphic

Make a list of all the ice cream flavors you can think of. Pick your favorite flavor and represent it by drawing a scoop of ice cream. Once you have finished, put your drawing on the wall with everyone else's favorite scoop to create a graphic as in the example.



Analyze the graphic. Which flavor is the most popular? Which is the least popular? Survey another class. Compare the results.

3. Taste And Guess

While you are blindfolded, taste a spoonful of ice cream and try to guess the flavor.

4. Bizarre Flavors

Imagine bizarre flavors. Example: tomato, honey, chicken, etc. Make an advertisement to try and entice the public to buy the new ice cream flavors.

5. The Instruments In This Song

Acoustic guitar, acoustic bass, dobro, steel guitar and clarinet.

I Can Hear The Train

by Jacques Jake Chénier

If you listen very carefully
You can hear the rumble, the rumble in the ground
And when it gets close and you can see it coming
That's when you're going to
You're going to hear the sound

Chorus: Choo choo, I can hear the train
I can hear the train
Rolling down the track (chorus 2x)

Sometimes two are tied together
Huffin' and a puffin' and going up a hill
And when they get there
You know they're coming down
Faster than they went up
I hope it doesn't spill (chorus)

One day just driving down the highway
I saw the flashing lights
A train was on the road
Crossing to the other side
Huffin' and a puffin' with a mighty heavy load (chorus)

My dad, he took me for a ride
We bought ourselves a ticket and we climbed inside
They fired up the engine and the whistle cried
We're going on a trip to the countryside (chorus)

I Can Hear The Train

by Jake Chenier

Activities

1. Chorus Actions

Learn the song and sing the chorus while doing these movements.

Choo Choo - one hand up in the air pulling the train whistle up and down

I can hear the train - place one hand by your ear as if you're listening for a sound in the distance

I can hear the train - put your other hand by your other ear

Rolling down the track - both hands in front of you rolling over each other in a forward circular motion

2. All Aboard

Draw a train car or make one using cardboard or a shoe box. Draw or create freight/people who will travel on the train. Connect each train car together on the wall or on the floor to make a long train. Don't stop there! Make the country side and villages you may travel through. Your imagination is unlimited!

3. Modes of Transportation

Brainstorm with the class. Make a list of different kinds of transportation and place them in the following categories.

Land

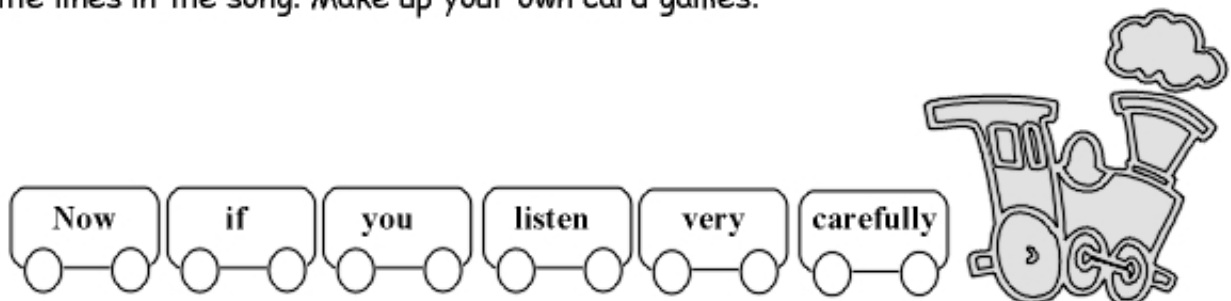
Air

Water

Space

4. Card Game

Print the words of the song on cards cut in the shape of train cars. Now you can play card games. One possibility is "Fish". It's a cooperative game best played in smaller groups. Place cards face down. Take turns picking cards. Try to complete the lines in the song. Make up your own card games.



ĵ List the sounds you hear in the train station at the beginning of the song.
How many times do you hear the train whistle?

Just A piece Of Garbage

by Jacques Jake Chénier

Chorus : I'm just a piece of garbage in the street
Some people call me litter
I lay here by your feet
This is not where I belong
Putting me out here is wrong
Please put me in the recycling bin
Please put me in the recycling bin
Please put me in the recycling bin
And keep your city neat

I came upon an old newspaper lying in the gutter
He was torn in many places
And his print was smeared with butter
I guess that he was new and white the day that he was sold
But he's been read, he's told his news
And now he's getting old
He said...(chorus)

Next day I came upon a jumbo Slurpee cup
I bet he made somebody happy with a load of 7up
But now he serves no purpose
As he roams the streets at night
For he has too many holes to be filled up with Sprite
He said...(chorus)

With my feet in the sand along the deep blue sea
I came upon a light bulb who looked awful dim to me
She said she had a dream to light the skies at night
But now she's old and dim with no electricity in sight
She said...(chorus)...by the sea

Just A Piece Of Garbage

by Jake Chénier

Activities

1. The New Words

This song was written and recorded before society really became aware that the Earth needed us to recycle our garbage. The French version of this song has the new and improved lyrics. Please recycle the old English words with these new ones.

Please put me in the recycling box and keep your city neat!

2. Garbage Collectors

It's amazing to see all the garbage lying in our streets and parks. What kinds of litter do you see when you're walking down the street? Go into the schoolyard and pick up garbage. Who can collect the most? Make a game of it and offer points for every piece picked up. Take it even further and create a piece of art using garbage or recyclable items.

3. Recycling Games

- a) bowling with plastic bottles
- b) tin can golf
- c) ring toss plastic rings onto soft drink bottles full of sand
- d) bottle cap bingo
- e) student ideas?

4. Musical Instruments

- a) jingle stick with bottle caps
- b) drum/bongos with tin cans
- c) guitar with box and elastics
- d) maracas with sand or beans in a plastic bottle or tin can



5. The Song's Instruments

Acoustic guitar, acoustic bass, banjo, mandolin and garbage can.

j What are the sound effects in this song?



Lobster Twist

by Jacques Jake Chénier

Chorus: Lobster, do the Lobster Twist (3x)
All you've got to do is twist like this

It was a sunny day on a Sunday afternoon
I was sitting on my blanket just a singing this tune
Grooving to the music and working on my tan
Digging, digging, digging my toes in the sand
When I looked up and saw coming from the sea
A bunch of twisting lobsters
I counted forty three doing the...(chorus)

They were twisting in the sun
They were twisting in the sand
They were twisting in the water
They were twisting in the band
Everybody's doing it down in the sea
Come on everybody get up on your feet
And do the...(chorus)

Lobster Twist

by Jake Chénier



Activities

1. Summer Holidays

Summer holidays are often full of refreshing dips in the water. Describe your favorite swimming spot. If you could go swimming anywhere in the world, where would you go?

2. Safety

It's always a good idea to be safe in and around the water.

Do you know the water safety rules we should follow? List them.

3. Bodies Of Water

There are many different types of bodies of water on our big beautiful planet. Can you name the different kinds?

4. Research

On the map supplied, print all the names of specific bodies of water you know.

5. Sea Animals

It's very exciting to swim in the sea. How many sea animals can you name?

6. Draw

If you could imagine an underwater city, what would it look like and what kinds of sea creatures would live there. Draw a picture.

7. Creative Dance

Think of other animals and how they move in their own special way. Create a dance with the movements.

8. The Song's Instruments

Electric guitar, bass guitar, saxophone and drums

♪ Listen for the conch shell. In what parts of the song does it appear?.

Monkey See, Monkey Do

by Jacques Jake Chénier

Chorus: *Monkey see and monkey do*
I'll do something and you can do it too
Monkey see and monkey do
I'll do something and you can do it too

Stand on one foot, keep your balance
Wiggle your big toe
Point your fingers from your head
Just like a buffalo (chorus)

Jump up and down like a kangaroo
And step off to the side
Take one more great big step
And let the other slide (chorus)

Flap your arms like an eagle
Gliding through the sky
You can fly just like me
It's easy if you try (chorus)

Hold your breath we're going down
To the bottom of the sea
There you'll meet an octopus
He has six more arms than me (chorus)

Swing through the jungle like a chimpanzee
Jump from tree to tree
Peel yourself a banana
Won't you give a bite to me? (chorus)

Monkey See, Monkey Do

by Jake Chénier

Activities

1. Research

There are many different animals in this song. Where do they live? (jungle? ocean?) What countries would you find them in? Where do they spend a lot of their time? (In the water, on land or in the air?) What do they eat? What else do you know about them?

2. Animals

Write down the names of as many different animals as you can. Think of some of the actions you could do to identify with each animal. Create some new verses and fit them into the song.

3. Weird Creatures

It's your turn to create your own animals. Dream up some kind of creature and draw a picture of it in its environment. What sound does it make? What does it eat? Think up some movements and fit them into the song.

4. Monkey Mirror

Choose a partner. Take turns leading your partner in this game. Stand facing each other three feet apart. Begin very slowly and try to copy the leader's actions. As you get used to the idea, you may increase the speed of the motions. Work together and become a team.

5. Instruments In This Song

Acoustic guitar, electric guitar, bass guitar, organ, congas, timbales, claves, cow bell, synthesizer keyboard and drums.

🎧 Listen for the animal sounds.

Pizza Paradise

by Jacques Jake Chénier

Chorus: Pizza, pizza paradise
Take one look and I've got to have a bite
Gimme, gimme, gimme, just one more bite
I'm living in pizza paradise
Said I'm living in pizza paradise

I go to school I learn to read and write
Bells ring so I jump on my bike
I pedal my way down the city street
I catch a whiff of pizza well it smells so sweet (chorus)

Mama, she makes pizza like it's going out of style
Lots of pepperoni, sure to make you smile
She adds a little loving and she pops it in the oven
It doesn't take long to get me singing this song (chorus)

Hawaiian, vegetarian, make mine a jumbo Mexican
Tomato, jalapeno, mushroom if you please
Pepperoni, no baloney, sauce and extra cheese
Tammy wants salami but no anchovies
Anchovies! Yuck! I hate anchovies!
Come on everybody to...(chorus)

Pizza Paradise

by Jake Chénier

Activities

1. My Favorite Pizza

With the class make a list of all the possible ingredients on a pizza. Name your favorite ingredients. Each student draws one ingredient. Put them all together on a large paper pizza.

2. Delicious Fractions

Draw a pizza on the board and divide it into eight pieces. Apply these stories to the pieces.

John and Pat are about to eat the pizza. They will certainly each eat half the pizza. (Write the fraction $\frac{1}{2}$ on the board.) But the pizza is divided into eight pieces. How many pieces can they each eat? ($\frac{4}{8}$ is equal to $\frac{1}{2}$) This is what we call equivalent fractions.

John ate $\frac{2}{8}$ of the pizza and Pat ate $\frac{3}{8}$. Who ate the most? ($\frac{3}{8}$ is bigger than $\frac{2}{8}$)

John ate one piece of the pizza. How do we represent this amount in a fraction? How many pieces are left? What is this fraction? Continue to eliminate the pieces to learn the fractions.

3. Is Pizza Good For Me?

Discuss the nutritional value of pizza. Classify the ingredients into their food groups. What food group do anchovies fit into?

4. Crossword Puzzle

On a piece of paper write down the word pepperoni. Using one of the letters in the word pepperoni, take turns finding words associated with pizza. Write down the new word. Use the letters in the new word to find more words associated with pizza. Keep adding the new words to your crossword puzzle. Example:

pepperoni

n

i

oregano

n

5. Pizza Order

Divide your class into small groups and choose vendors and buyers. Imagine a pizzeria. Create a name and a logo. Act out a pizza phone order. Use some of the following ideas in the conversation: What size pizza? What toppings would you like? How much does it cost? Will that be pickup or delivery? How much time will it take? You could also act out a restaurant scene with sit down customers.

YOU'RE DIFFERENT JUST LIKE EVERYBODY ELSE

by Jacques Jake Chénier

It doesn't matter if you're blue
Or if you're yellow, if you're black
Or if you're purple , red and white and green
Oh no, oh no

It doesn't matter if your fat or if you're skinny
If you're tall or if you're small
Or somewhere in between
Oh no, oh no

Chorus: You're different, you're different, you're different
Just like everybody else

It doesn't matter if you're fast or if you're slow
Or if you're smart or if you wait for someone with the answer
Oh no, oh no

It doesn't matter if you're rich
It doesn't matter if you're poor
Or if you're from the planet Jupiter
Oh no, oh no (chorus)

It doesn't matter if you like to lie in the sun
Or always in your runners on the run
Oh no, oh no

It doesn't matter if you're Batman, Spiderman, a woman,
Norwegian, African, A boogeyman, A Mexican,
A countryman, city man, American, Indian,
or a person with a tan
Oh no, oh no (chorus)

You're Different Just Like Everybody Else

by Jake Chénier

Activities

1. You Are You!

Write out what makes you special/unique. List advantages and disadvantages of being big and small. What do you like best about yourself? What are the qualities that make people like to be with you? What makes you happy? What is your favorite fruit? What is your favorite song? What is your favorite activity? In what ways will you change as you get older? Notice how everyone mentions different things. Even if you're twins.

4. Baby Photo

Ask everyone in the class to bring baby pictures to school. Put them all up on the wall and try to guess who is who. Take turns telling funny stories about what happened to you when you were a baby.

5. Your Classmates

Write down one quality about each person in the class which makes them special.

6. Brainstorm

In small groups brainstorm for all the ways in which people are different. (nationality, language, skills, talents, etc.)

7. Strange World

Discuss how important it is to have people in all types of employment. Make a list of different jobs (occupations) that there are in your community. Imagine a world where everyone was the same. Describe this world as you see it.

8. Far, Far Away

Choose a foreign country. Research the lifestyle of a young person living there. Describe a typical day for them and compare it to a day in your life.

9. Pen Pals

With internet technology and email, it's very easy to have a Pen Pal in another part of the world. Find a Pen Pal for your class.

10. Where Are You From?

On a map of the world, locate the countries where people in your classroom/school/community originally came from. Ask these people to bring pictures of their countries of origin to school.

Walking In The Sun

by Jacques Jake Chénier

Chorus: Walking in the sun
Walking in the sun
Everybody's walking hand in hand
Walking in the sun

I feel like waking up on this warm and sunny day
Calling all my friends and going out to play
When the sun comes up
He moves across the sky
A long and slow hello of light
Before he says goodbye (chorus)

Slap on a hat
Slip on a shirt
A little sun screen doesn't hurt
These are little things
Easy to be done
So we can go on living
Living with the sun (chorus)

Everybody
Everywhere
Everybody shares the same old sun
It's been that way since the world began
It doesn't really matter where you're from
(chorus)

Walking In The Sun

by Jake Chenier

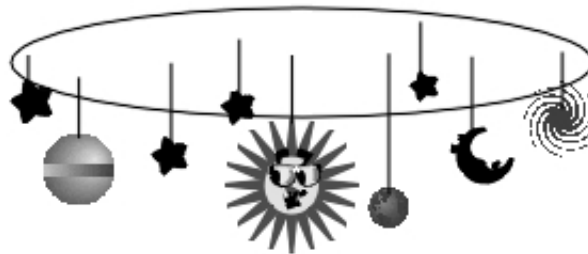
Activities

1. Draw A Picture

Create a map of all the planets in our solar system and where they are situated in relation to the sun.

2. Build Your Own Galaxy

Create something out of this world using objects like balls, styrofoam, tin cans and other recycled materials. Cut a large thick piece of cardboard into an oval to use as your sky. Color it dark and paste or draw stars on it. You can even use glow in the dark materials. Hang thread or fishing line through tiny holes on the star side of the sky to hang your planets. Make similar planets to those in our system or create a galaxy of your own. Don't hold back! Reach for the stars!



3. Sun Facts

How can the sun be dangerous? List everything you know about that great ball of fire. What kinds of pollution can damage the ozone layer? Discuss ways of creating a healthier environment.

4. Safety First

List some of the ways you can play it safe in the sun.

5. One Sun Research

We have one sun for the whole planet. Discuss how it can be a sunny day in some parts of the world while it's night on the other side of the planet.

♪ What are the environmental sound effects used in this tune?

WORLD WORLD WORLD

by Jacques Jake Chénier

Chorus: World, world, world, spinning through the air
World, world, world, she needs our loving care

We're living here (students repeat all lines)

Girls and boys

Sharing the earth

Oblate Spheroid

Stop pollution

Three R solution

Clean fresh air

For the ozone (chorus)

Reuse

Recycle

Reduce

Ride your bicycle

Exercise

Walk don't drive

Like the working bees

Let's share our hive (chorus)

Blue and green

Safe and clean

That's the only way

That the earth should be (chorus)

World World World

by Jake Chénier

Activities

1. R R R

The planet needs our help. In small groups brainstorm ways we can REDUCE, REUSE and RECYCLE. Create an action plan.

2. Is It Really Round?

Some people think that the earth is a perfect ball. What is the shape of the earth?

3. Draw

Brainstorm for various kinds of pollution. Choose one kind of pollution and draw pictures showing the world polluted and pollution free.

4. Word Search

Can you find all of these endangered and threatened species?

Mountain Gorilla	Pine marten	Cheetah
Lobster	Crocodile	Rhino
Sperm whale	Moray eel	Prairie Dog
Humpback Whale	Crawfish	Leopard
Siberian Tiger		

RAGKEPSEOGACDMUM
ETNHUMPBACKWHALE
GOSILOEINIBGQNAM
ICUBBPRAIRIEDOGO
TWCVIIMLOHGBAKIR
NARBPNWABISXUNSA
ABATEEHCCNNQSORY
IOWTOMACROCODILE
RCFEUALWEJDIMWAE
EUIDNRETSBOLITDL
BISOXTTNUDTAEJOL
IEHZLEOPARDFOANF
SOITENDINPWSVZIQ





WORLD MAP


Award-Winning Songwriter Jacques Jake Chénier



- ▶ Award Winning songwriter
- ▶ Juno nominated artist
- ▶ All recordings include lyrics
- ▶ **GUARANTEED** to entertain and get kids singing

Dancing with the Dinosaurs

Join Jake and his friends on fun-filled journeys to exotic lands. From dinosaurs to Martians, the many characters will magically come alive! A rainbow of musical flavours including bluegrass, reggae, rap, folk and rock'n roll will soon have everyone singing along. These original songs will captivate and delight children of all ages.



PRODUCT CODE 1990JC Available on Cassette

Walking in the Sun

1997 Juno Nominated Album



Jake's adventures in Mexico, Central America and Thailand have blossomed into this sunny collection of catchy new sing-along tunes for the whole family.

Inspired by the beauty of Mother Nature, Walking in the Sun offers many musical styles. Strains of warm calypso and reggae sway in "Look it up in a Book" and "Buzz Buzzity Buzz." "Monkey See - Monkey Do" and "Boom! Boom! Boom!" bubble with a little Latin mambo and salsa. Add a little Cajun spice ("Elevator Fun") and some good old rock'n roll ("The Dinosaur Dance") - now you've got the winning recipe for Walking in the Sun.

Contains **Buzz Buzzity Buzz** the John Lennon Songwriting Contest **GRAND PRIZE WINNER!**

PRODUCT CODE 1996WS Available on CD & Cassette

Content d'être moi

Greatest Hits in French

Vous pouvez maintenant obtenir les plus grands succès de Jacques en français! C'est la musique entraînante et des airs faciles à chanter. C'est la façon idéale d'apprendre le français tout en s'amusant.

Jacques Chénier's greatest hits are now available in French! Catchy tunes and easy to sing lyrics make for a fun and exciting way to learn French.



PRODUCT CODE 1994CM Available on cassette

Pizza Paradise

A collection of delicious original songs the whole family will enjoy! Jake bakes up a yummy mix of true life adventures interwoven with tropical themes guaranteed to stimulate the imagination...and the appetite!



Contains **Ghost in the House** which received an honourable mention in the John Lennon Songwriting Contest

PRODUCT CODE 1992PP Available on Cassette

www.jakechenier.com